


FDF Series

Floor Drain Fitting with Plug

FDF Series Floor Drain Fitting w/Plug provides a flush mount, “pour-in-place” embedded fitting, that allows a direct connection between in-pool components with piping or conduit. Fitting may be floor or wall mounted.

Specification:

FDF Series Floor Drain Fitting w/Plug; consists of a coupling with an integral waterstop plate, bonding lug and female threaded connections, and removable threaded bronze plug. Construction is cast bronze with a natural finish.

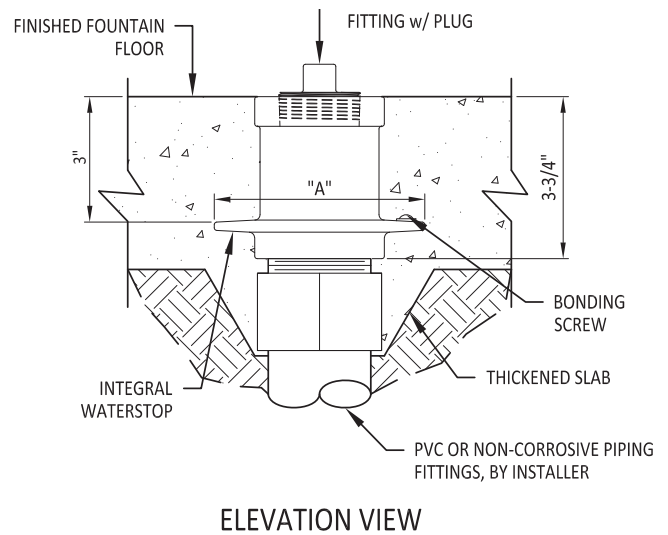
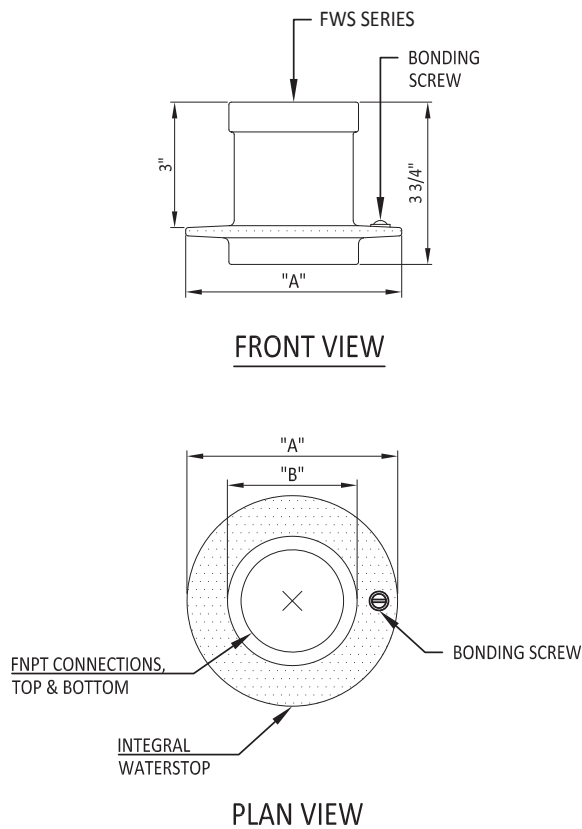


Details

TECHNICAL NOTES

1. WATERSTOP FITTING INTENDED FOR FORMED CONCRETE OR GUNITE/SHOTCRETE APPLICATIONS. THIS PRODUCT IS NOT INTENDED FOR POND/POOL LINER APPLICATIONS.
2. WATERSTOP MUST BE BONDED UTILIZING A #8 AWG SOLID COPPER WIRE.

Model Number	FNPT	Measurements	
		A	B
FDF-200	2"	5"	3"
FDF-300	3"	7"	5¼"
FDF-400	4"	7"	5¼"



2021-01



fountain people
A PLAYCORE Company

Creating compelling guest experiences with water.

Fountain People, Inc.

4600 HWY 123, San Marcos, TX 78666 | (512) 392-1155
info@fountainpeople.com | www.fountainpeople.com